

SANTA ROSA JUNIOR COLLEGE



2014 - 2015
BUDGET



SANTA ROSA JUNIOR COLLEGE

2014/15
BUDGET

Presented to the Board of Trustees for Adoption

September 9, 2014

Office of Business Services
Doug Roberts
Vice President, Business Services

SANTA ROSA JUNIOR COLLEGE

BOARD OF TRUSTEES

BOARD OF TRUSTEES

Jeff Kunde, President

Don Edgar, Vice President

B. Robert Burdo, Clerk

Richard W. Call

Kathleen Doyle

W. Terry Lindley

Don Zumwalt

Omar Paz, Jr., Student Trustee

SANTA ROSA JUNIOR COLLEGE

TABLE OF CONTENTS

I. Introduction		
Budget Message	1
II. Budget Assumptions		
Revenue and Expenditures	3
III. Historical Data		
Revenue	4
Expenditures	5
Illustrations	6
IV. General Fund		
Revenue	7
Expenditures	8
Transfer Detail	9
Illustrations	10
Fund Balance Detail	11
V. Capital Projects Funds		
Capital Projects	12
Capital Projects Detail	13
Bond Projects	14
VI. Other Governmental Funds		
Interest and Redemption	15
Child Development	16
Farm Operations	17
Auxiliary Enterprise Fund	18
Vending	19
Parking	20
Repair and Replacement	21
VII. Proprietary Funds		
Self-Insurance	22
Retiree Benefits	23
Bookstore	24
VIII. Fiduciary Funds		
Student Representation Fee	25

September 9, 2014

To the Board of Trustees:

On June 20, 2014, Governor Brown signed into law a budget which provides almost \$1.2 billion in additional community college funding over that received in 2013-14.

- \$ 498.0 million to buy-down deferred revenue
- \$ 148.0 million for Physical Plant/Instructional Equipment (1-time funding – no match)
- \$ 100.0 million for Student Success and Support Program-SSSP (2:1 match required)
- \$ 70.0 million for Student Equity Plans-SEP
- \$ 50.0 million for Workforce Development
- \$ 39.7 million for Prop. 39 Energy Efficiency Programs
- \$ 30.0 million for DSP&S Program
- \$ 3.6 million for Technology Infrastructure
- \$ 140.4 million to “restore” student access/growth (2.75%)
- \$ 49.5 million for “Mandated Costs” pay-down (1-time funding)
- \$ 47.3 million for COLA (0.85%)

It should be noted that the \$498 million buy-down of deferred revenue (the first bulleted item) does not provide any additional funding to community colleges. What it does provide community colleges is more of their operating money during the fiscal year, rather than after the year is over. It should be noted, that at the height of the recession, nearly one-fifth of the system’s revenues, approximately \$961 million, were “deferred,” which created cash-flow hardships, borrowing costs, and lost interest-revenue. Along with last year’s buy-down, this year’s buy-down will reduce remaining deferred revenues to \$94 million, and that amount could be brought to zero should State revenues exceed 2014-15 budget estimates.

The next \$441 million of community college funding (which excludes the last three items) are categorical or Restricted General Fund (RGF) revenues. As a reminder, categorical funding can only be expended for the restricted purpose for which the funds were received.

The funding for Deferred Maintenance and Instructional Equipment will bring SRJC about \$2.6 million. These funds are being provided as a “block grant” and so it will up to the District as to how those monies will be split between the two categorical programs. Early estimates for the Student Success and Support Program funding are that it will bring SRJC almost \$1.7 million. These funds will be used improve student services in the areas of counseling, educational planning and student retention, which should improve student completion rates and increase FTES production. At this time, it is not known what SRJC will receive from the SEP, Workforce Development, Prop. 39, and Technology Infrastructure funding, as the State Chancellor’s Office is still working on their distribution models. However, if the District receives its prorated-share of State-wide funding, SRJC could receive as much as \$2.7 million. The improved funding for DSP&S will bring the District an additional \$170,000.

Of the remaining bulleted items (the last three items) only the 0.85% COLA will be providing the District any new/additional Unrestricted General Fund (UGF) funding in 2014-15. This is primarily due to the fact that the District will not be in a position to report sufficient FTES for 2014-15 to garner any of the restoration/growth funding made available. And, the one-time Mandated Costs funding is similar to the one-time funding received for 2013-14. The 2014-15 COLA is projected to provide the District approximately \$800,000 in new/additional, ongoing funds.

The District will not be in a position to earn any 2014-15 growth funds because of the 2013-14 shortfall from the FTES goal. The District had expected to produce approximately 19,700 FTES during the regular academic year, but only 18,600 FTES were produced. As nearly \$5 million in 2013-14 budgeted funding was at risk, the District was forced to include all of its allowable Summer 2014 census FTES (about 1,100 FTES) in its 2013-14 enrollment report. Without this FTES being available for reporting in 2014-15, and, given the lack of enrollment growth seen so far this year, the District will be unable to report above the 2014-15, 19,725 "Base FTES" level, and will most likely be on "Stability" for 2014-15.

The District starts off with a better UGF fund balance this year, than originally projected in the 2013-14 adopted budget. This is due to a change to the 2012-13 deficit funding announced by the State Chancellor in February, 2014. As a result, the District recognized a \$3 million (one-time) prior year revenue adjustment, and a \$2 million (on-going) budget adjustment to 2013-14 revenues. These changes significantly reduced the \$5.5 million spend-down of fund balance in the original 2013-14 budget. With the abundance of the good news surrounding the increases in funding for community colleges, the improving State economy, and the improved UGF fund balance, the District's negotiation groups sought, and were offered, salary and benefit increases. These increases, combined with other on-going costs, will reduce the District's ending fund balance by a projected \$6.2 million. The District, will, however, end the year with a fund balance of approximately \$6.1 million, which equates to 5.1% of projected General Fund expenditures.

Looking ahead, current economic projections would indicate improved funding for 2015-16, and the District and its negotiating groups have agreed to form workgroups, starting Fall 2014, to review employee-related expenditures, with an eye to reduce costs. The District will continue to monitor the State's revenue collections and fiscal projections, and take any necessary measures to maintain the District's ending reserve above the State-minimum of 5%.


I want to express my appreciation for the work done, throughout 2013-14, by the Budget Advisory Committee, whose members are listed below.

Budget Advisory Committee

Jackie De Lap	Classified	Ganesan Srinivasan	Dean, Ag/Natural Resources
Hilleary Iazard	Classified	Kate Jolley	Director, Fiscal Services
Jeffrey Diamond	Faculty	Kat Lewis	Manager, Petaluma Business Services
Joseph Fassler	Faculty	Brian Marvin	Director, Modular Law/Ranger Academy
Michael Henry	Faculty	Inez Barragan	Director, EOPS
Bud Metzger	Faculty	Dylan Bishop-Rich	Student Representative
Warren Ruud	Faculty	Ferdous Joya	Student Representative

Co-Chairs:			
Terry Shell	Faculty	Douglas Roberts	Vice President, Business Services

Sincerely,



Frank Chong
Superintendent/President

BUDGET ASSUMPTIONS

SANTA ROSA JUNIOR COLLEGE

**BUDGET
ASSUMPTIONS
2014/15 BUDGET**

MAJOR REVENUE ASSUMPTIONS

- * Budgeted District enrollment: 19,725 FTES (stability funding at 2013/14 funded level)
- * 2014/15 COLA (0.85%): \$800K
- * 2014/15 enrollment restoration and growth: \$0
- * Deficit on state funding (1%): (\$956K)
- * Enrollment fee: \$46/unit

MAJOR EXPENDITURE ASSUMPTIONS

* Budgeted salary increases (2.56%)	\$ 2,359,000
* Step/Column/Longevity adjustments	1,052,145
* Health insurance premium increase (Blended 6.37%)	630,000
* Dental premium increase (0%)	0
* PERS rate increase (11.442% to 11.771%)	72,000
* STRS rate increase (8.25% to 8.88%)	313,000
* Salary savings (slowdown of hiring of budgeted vacant positions)	(1,000,000)
* 13 net new full time faculty	650,000

HISTORICAL DATA

SANTA ROSA JUNIOR COLLEGE

**GENERAL FUND REVENUE
2012/13 and 2013/14**

	2012/13		2013/14	
	BUDGET	ACTUAL	BUDGET	ACTUAL
Federal Revenue				
Federal Administration Allowance	\$25,000	\$22,300	\$25,000	\$23,735
National Science Foundation	1,307	17,278	213,787	42,874
Small Business Administration	138,000	19,465	0	0
SonomaWORKS	202,361	201,363	212,361	212,319
Temporary Assistance to Needy Families	105,202	101,298	101,298	74,192
Career Technology Education Act	583,207	583,207	535,087	535,087
Other Federal Revenue	1,266,773	1,152,633	1,510,855	1,407,257
Total Federal Revenue	\$2,321,850	\$2,097,544	\$2,598,388	\$2,295,464
State Revenue				
Adjunct Office Hour Reimbursement	\$491,990	\$461,990	\$461,990	\$461,990
Apprenticeship Program	83,151	82,151	83,151	83,151
Basic Skills	378,631	148,257	398,012	184,576
Block Grant (carryover)/Instructional Equipment	963,885	40,353	1,166,133	167,389
CalWORKS	332,569	350,720	320,531	446,443
Disabled Student Programs & Services	1,906,812	1,905,460	1,801,311	1,888,375
Education Protection Act	0	14,046,633	11,528,045	13,898,759
Extended Opportunity Program & Services	466,860	495,155	491,432	595,961
General Apportionment	36,025,008	24,052,663	30,079,821	31,411,659
Lottery Proceeds	2,382,163	3,278,418	2,486,653	3,482,853
Student Success & Support Programs	646,343	643,064	643,064	1,039,291
Non-Credit Student Success & Support	169,260	169,260	169,260	187,924
Part-Time Faculty Support	440,148	440,148	440,148	440,148
Student Financial Aid Administration	580,800	688,898	638,736	657,054
Tax Relief & Other Subventions	410,000	384,797	410,000	391,426
Other State Revenue	1,871,985	1,649,270	1,721,712	1,626,173
Total State Revenue	\$47,149,605	\$48,837,237	\$52,839,999	\$56,963,172
Local Revenue				
Community Education	\$842,475	\$649,447	\$809,175	\$654,017
Contract Education	115,000	179,548	115,000	153,380
Enrollment Fees	7,647,543	9,065,033	7,647,543	8,553,517
Health Fees	1,151,046	955,820	1,128,802	928,604
Interest	100,000	40,102	100,000	63,793
Non-Resident Tuition & Foreign Student Fees	1,610,780	1,305,843	1,581,712	1,149,093
Property Taxes	38,462,318	39,796,587	42,401,500	41,849,032
Redevelopment Act	0	1,992,328	0	1,309,421
Sales & Rental of Facilities	498,432	375,148	490,181	294,463
Other Local Revenue	4,160,813	2,694,337	4,938,873	3,297,698
Total Local Revenue	\$54,588,407	\$57,054,193	\$59,212,786	\$58,253,018
Total Revenue	\$104,059,862	\$107,988,974	\$114,651,173	\$117,511,654
Transfers from Other Funds	364,940	67,952	364,800	7,130
Other Transfers In	168,233	70,009	284,491	170,977
Total Revenue and Transfers	\$104,593,035	\$108,126,935	\$115,300,464	\$117,689,761
<i>Beginning Fund Balance, July 1</i>		12,937,731		12,458,497
TOTAL BUDGET RESOURCES		\$121,064,666		\$130,148,258

SANTA ROSA JUNIOR COLLEGE

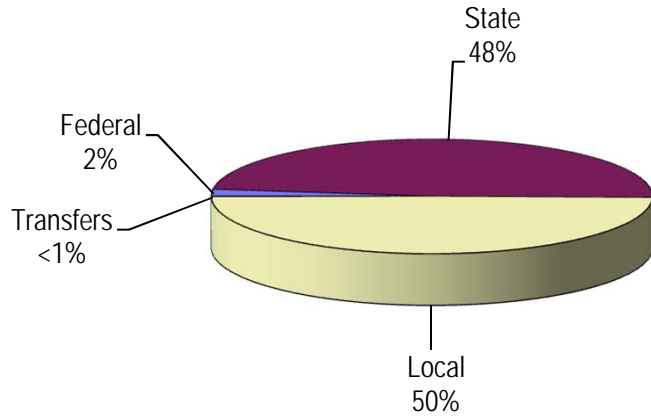
**GENERAL FUND EXPENDITURES
2012/13 and 2013/14**

	2012/13		2013/14	
	BUDGET	ACTUAL	BUDGET	ACTUAL
Salaries and Benefits				
Academic Salaries	\$46,612,897	\$45,335,726	\$50,781,658	\$50,380,356
Classified Salaries	26,276,454	25,392,222	27,645,277	26,946,975
Employee Benefits	21,472,434	21,568,930	21,833,709	22,301,556
Total Salaries and Benefits	\$94,361,785	\$92,296,878	\$100,260,644	\$99,628,887
Supplies and Services				
Supplies	\$3,016,009	\$2,732,979	\$3,110,619	\$2,952,395
Services	9,945,579	9,312,998	10,195,875	10,519,975
Total Supplies and Services	\$12,961,588	\$12,045,977	\$13,306,494	\$13,472,370
Total Capital Outlay	\$2,003,309	\$1,063,218	\$2,492,706	\$1,290,956
Transfers and Other Outgo				
Capital Projects				
Self-Insurance	\$200,000	\$273,000	\$200,000	\$200,000
Retirees' Health Benefits Fund		1,300,000	1,560,000	1,560,000
Farm Fund	275,000	275,000	275,000	275,000
Child Development Fund	641,404	515,370	641,404	561,496
Parking Fund	500,000	500,000	500,000	500,000
Grants and Student Fees	205,800	336,725	292,438	386,189
Lease Revenue Bonds				
Contingencies	1,159,116		1,277,001	
Other Outgo				
Total Transfers and Other Outgo	\$2,981,320	\$3,200,095	\$4,745,843	\$3,482,685
Total Expenditures, Transfers & Other Outgo	\$112,308,002	\$108,606,169	\$120,805,687	\$117,874,898
<i>Ending Fund Balance, June 30</i>		12,458,497		12,273,360
TOTAL BUDGET REQUIREMENTS		\$121,064,666		\$130,148,258

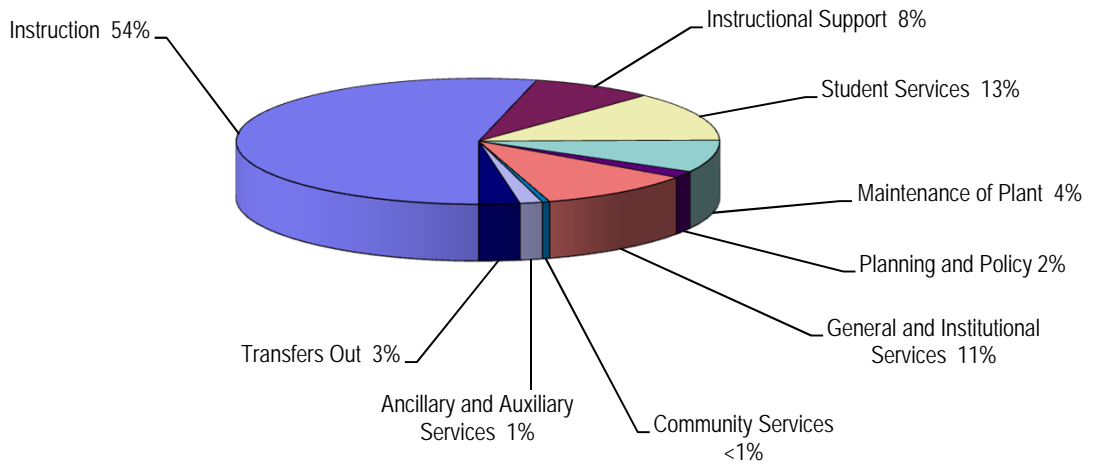
SANTA ROSA JUNIOR COLLEGE

**GENERAL FUND
2013/14 ACTUAL**

REVENUE BY SOURCE



EXPENDITURES BY FUNCTION



GENERAL FUND

SANTA ROSA JUNIOR COLLEGE

GENERAL FUND REVENUE 2014/15 BUDGET
--

	Unrestricted	Restricted	Total
Beginning Fund Balance, July 1			\$12,273,360
Federal Revenue			
Federal Administrative Allowance	\$25,000		\$25,000
National Science Foundation		\$170,913	170,913
SonomaWORKS		230,000	230,000
Temporary Assistance to Needy Families		101,298	101,298
Career Technical Education Act		585,641	585,641
Other Federal Revenue	7,000	1,674,298	1,681,298
Total Federal Revenue	\$32,000	\$2,762,150	\$2,794,150
State Revenue			
Adjunct Office Hour Reimbursement	\$461,990		\$461,990
Apprenticeship Program		\$70,677	70,677
Basic Skills		390,275	390,275
Block Grant (carryover)/Instructional Equipment		2,308,318	2,308,318
CalWORKS		370,829	370,829
Disabled Student Programs & Services		2,088,626	2,088,626
Education Protection Act	12,000,000		12,000,000
Extended Opportunity Program & Services		595,961	595,961
General Apportionment	32,325,503		32,325,503
Lottery Proceeds	2,902,716		2,902,716
Matriculation		1,256,987	1,256,987
Non-Credit Matriculation		187,924	187,924
Part-Time Faculty Support	440,148		440,148
Student Financial Aid Administration		642,446	642,446
Tax Relief & Other Subventions	410,000		410,000
Other State Revenue	590,344	1,349,190	1,939,534
Total State Revenue	\$49,130,701	\$9,261,233	\$58,391,934
Local Revenue			
Community Education & Traffic Violator School	\$752,476		\$752,476
Contract Education	115,000		115,000
Enrollment Fees	7,700,000		7,700,000
Health Fees		\$1,102,746	1,102,746
Interest	70,000		70,000
Non-Resident Tuition & Foreign Student Fees	1,075,000	684,529	1,759,529
Property Taxes	42,401,500		42,401,500
Sales & Rental of Facilities	477,724		477,724
Other Local Revenue	3,614,218	976,371	4,590,589
Total Local Revenue	\$56,205,918	\$2,763,646	\$58,969,564
Total Revenue	\$105,368,619	\$14,787,029	\$120,155,648
Transfers from Other Funds	365,080		365,080
Other Transfers In	100,000	146,852	246,852
Total Transfers	\$465,080	\$146,852	\$611,932 *
Total Revenue and Transfers	\$105,833,699	\$14,933,881	\$120,767,580
TOTAL BUDGET RESOURCES			\$133,040,940

*Detail on Page 9

SANTA ROSA JUNIOR COLLEGE

**GENERAL FUND EXPENDITURES
2014/15 BUDGET**

	Unrestricted	Restricted	Total
Salaries and Benefits			
Academic Salaries	\$50,329,072	\$2,478,238	\$52,807,310
Classified Salaries	24,071,898	4,342,144	28,414,042
Employee Benefits	21,495,837	1,999,035	23,494,872
Total Salaries and Benefits	\$95,896,807	\$8,819,417	\$104,716,224
Supplies and Services			
Supplies	\$2,527,829	\$334,483	\$2,862,312
Services	10,264,577	1,223,413	11,487,990
Total Supplies and Services	\$12,792,406	\$1,557,896	\$14,350,302
Total Capital Outlay	\$205,586	\$3,412,330	\$3,617,916
Transfers and Other Outgo			
Self Insurance Fund	\$200,000		\$200,000
Child Development Fund	641,404		641,404
Parking Fund	250,000		250,000
Shone Farm Fund	275,000		275,000
Retiree Liability Fund	1,560,000		1,560,000
Contingencies	144,748	\$813,357	958,105
Grants/Student Fees	78,562	330,881	409,443
Total Transfers and Other Outgo	\$3,149,714	\$1,144,238	\$4,293,952 *
Total Expenditures, Transfers & Other Outgo	\$112,044,513	\$14,933,881	\$126,978,394
<i>Ending Fund Balance, June 30</i>			6,062,546
TOTAL BUDGET REQUIREMENTS			\$133,040,940

*Detail on Page 9

SANTA ROSA JUNIOR COLLEGE

DETAIL OF TRANSFERS AND OTHER OUTGO
2014/15 BUDGET

To General Fund (Detail of figure found on Page 7)

Transfers to General Fund From:

	<u>Amount</u>	<u>Reason</u>
Auxiliary Enterprise Fund	\$52,000	Off Campus Housing Program
Auxiliary Enterprise Fund	130,000	General Fund
Auxiliary Enterprise Fund	175,000	Facilities Use
Vending Fund	5,000	Interest
Student Representation Fee Fund	3,080	Administrative Fee
Foundation	30,000	Ag Trust Instructional Support
Foundation	12,700	Choral / Long Support
Foundation	29,000	Coddling Foster Youth Support
Foundation	33,469	Doyle Library Support
Foundation	2,000	Levine / Payne Dental Support
Foundation	7,481	Mahoney Library Support
Foundation	12,202	Mary Ross donation to support Children's Center
Foundation	14,000	Weller Foster Youth Support
Foundation	6,000	Women in Philanthropy Support
Doyle Administration Account	100,000	Support for Scholarship Office
	<u>\$611,932</u>	

From General Fund (detail of figure found on Page 8)

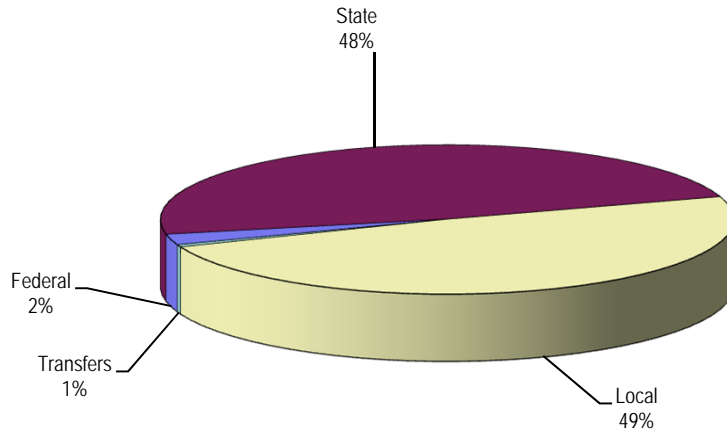
Transfers from General Fund To:

	<u>Amount</u>	<u>Source</u>
Child Development Fund	\$641,404	Unrestricted
Parking Fund	250,000	Unrestricted
Retiree Liability Fund	1,560,000	Unrestricted
Shone Farm Fund	275,000	Unrestricted
Self Insurance Fund	200,000	Unrestricted
	<u>\$2,926,404</u>	
<u>General Fund Other Outgo</u>		
Fees Paid for Students	\$409,443	Unrestricted and Categorical Funds (EOPS, CTEA, etc.)
Appropriations for Contingencies	958,105	Unrestricted and Categorical Funds (EOPS, CTEA, etc.)
	<u>\$1,367,548</u>	
	<u>\$4,293,952</u>	

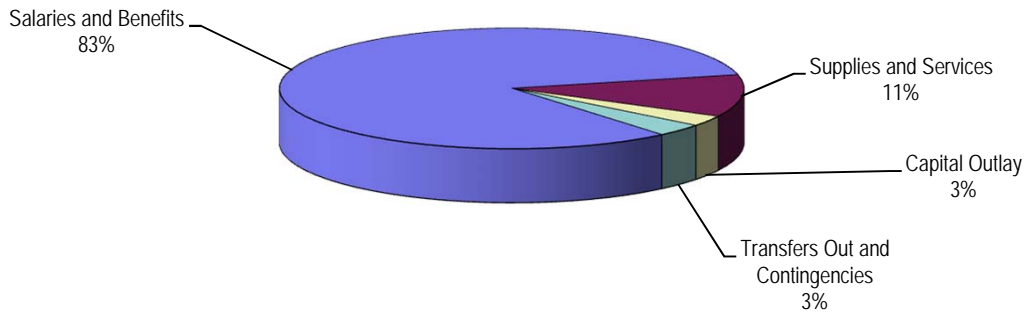
SANTA ROSA JUNIOR COLLEGE

GENERAL FUND
2014/15 BUDGET

REVENUE BY SOURCE



EXPENDITURES BY OBJECT



SANTA ROSA JUNIOR COLLEGE

GENERAL FUND FUND BALANCE DETAIL 2014/15 BUDGET

	BEGINNING FUND BALANCE	EST ENDING FUND BALANCE
	July 1, 2014	June 30, 2015
Reserved		
Revolving Cash	\$95,000	\$95,000
Stores Inventory	34,225	35,000
Prepaid Expenditures	163,399	20,000
Health Fee	329,336	329,336
Total Reserved	\$621,960	\$479,336
Unreserved		
Designated		
General Reserve (@ 5 % of Budget)	6,038,379	6,038,379
Total Designated	\$6,038,379	\$6,038,379
Undesignated	\$5,613,021	-\$455,169
Total Unreserved	\$11,651,400	\$5,583,210
TOTAL FUND BALANCE	\$12,273,360	\$6,062,546

CAPITAL PROJECTS FUNDS

SANTA ROSA JUNIOR COLLEGE

CAPITAL PROJECTS FUND (41) 2014/15 BUDGET
--

	2013/14	2014/15
	ACTUAL	BUDGET
<i>Beginning Fund Balance, July 1</i>	\$7,022,177	\$8,134,596
Revenue		
State Scheduled Maintenance	242,601	1,309,578
State Capital Outlay Projects		
Local		
Redevelopment Funds	594,205	
Prop 39 Clean Energy Act	660,336	559,137
Total Revenue	\$1,497,142	\$1,868,715
Transfer from Repair and Replace Fund	181,026	
TOTAL BUDGET RESOURCES	\$8,700,345	\$10,003,311
Expenditures		
State Scheduled Maintenance	107,126	1,860,753
State Capital Outlay Projects		
Redevelopment Projects	176,059	2,278,651
Prop 39 Clean Energy Act	25,740	1,193,733
Local Projects	256,824	4,670,174
Total Expenditures	\$565,749	\$10,003,311
Transfers Out		
<i>Estimated Ending Fund Balance, June 30</i>	8,134,596	0
TOTAL BUDGET REQUIREMENTS	\$8,700,345	\$10,003,311

2014/15 CAPITAL PROJECTS FUND (41) - DETAIL

FOR INFORMATION ONLY

	LOCAL	STATE
<i>Beginning Fund Balance, July 1</i>	\$6,948,825	\$1,185,771
Revenue		
State Scheduled Maintenance		1,309,578
Prop 39 Clean Energy Act		559,137
Local - Redevelopment		
Total Revenue	\$0	\$1,868,715
Transfers In		
TOTAL BUDGET RESOURCES	\$6,948,825	\$3,054,486
Expenditures		
State Scheduled Maintenance		
Bailey Field/Haehl Transformers		22,208
Cogeneration Replacement		4,577
Forsyth Hall HVAC		7,350
Shuhaw Hall HVAC		3,948
To be determined		1,822,670
Total State Scheduled Maintenance	\$0	\$1,860,753
Prop 39 Clean Energy Act		\$1,193,733
Local Projects		
Bech Hall Chemical Room HVAC	22,887	
College Site Software Licensing	23,500	
Facility / Site Demolition	30,183	
Fire Academy Upgrade	153,899	
Pioneer Hall Remodel	1,405,861	
Site Specific Master Planning	953	
STEM Building Planning	77,338	
Matching Funds - Scheduled Maintenance	43,692	
Redevelopment Projects - To be determined	2,104,551	
Other Local - To be determined	3,085,961	
Total Local Projects	\$6,948,825	\$0
Total Expenditures	\$6,948,825	\$3,054,486
Transfers Out		
<i>Estimated Ending Fund Balance, June 30</i>	0	0
TOTAL BUDGET REQUIREMENTS	\$6,948,825	\$3,054,486

SANTA ROSA JUNIOR COLLEGE

GENERAL OBLIGATION BOND PROJECTS FUND (43)
2014/15 BUDGET
DETAIL FOR INFORMATION ONLY

	2013/14 Actual	2014/15 Budget
<i>Beginning Fund Balance, July 1</i>	\$14,177,794	\$12,613,306
REVENUE		
Proceeds from Bond Sale / Series D		
Interest	35,032	40,000
Other Local		
TOTAL BUDGET RESOURCES	\$14,212,826	\$12,653,306
EXPENDITURES		
Eligible Bond Program Costs	28,430	62,767
<u>RENOVATION AND MODERNIZATION</u>		
Upgrade classrooms, laboratories, support service space at all locations		
College Skills Remodel	14,530	2,245
Pioneer Hall Upgrade	5,410	
<u>COLLEGE-WIDE WIRING AND TECHNOLOGY FOR COMPUTERS, INTERNET ACCESS AND AN EFFECTIVE LEARNING ENVIRONMENT</u>		
Upgrade and replace computer and software systems		
College Site Software License	101,188	320,842
Digital Archiving	54,246	6,656
Escape Software Conversion		136,850
Technology Equipment	807,311	1,041,914
Upgrade media and audio visual equipment		
Classroom Media Systems Replacement	189,857	230,566
DVD Format Conversion & Streaming Video Systems	7,704	14,956
<u>COLLEGE-WIDE ENERGY EFFICIENCY</u>		
Upgrade lighting and electrical systems		
Site Lighting Upgrade	29,523	12,210
<u>FACILITIES REPLACEMENT, EXPANSION AND NEW CONSTRUCTION</u>		
Bertolini Student Center		
Bertolini Student Center Equipment	9,001	
Petaluma Campus Build-Out		
Petaluma Phase II Construction	10,964	
Plover Hall		
Plover Construction	1,020	
Public Safety Training Center		
Advanced Lab	-11,462	
Culinary Arts Center		
Culinary Arts Center	10,242	151,588
Culinary Arts Center Equipment	2,914	
Math Science Building		
Math Science Building	5,310	
<u>LAND AND BUILDING ACQUISITIONS</u>		
Property Acquisitions in Santa Rosa, Petaluma, North and West County to provide services to communities throughout the college district		
Property Acquisitions	303,318	4,317
<u>COLLEGE-WIDE PARKING AND TRAFFIC ABATEMENT</u>		
Create new parking spaces at all locations		
Parking Structure	30,014	
Reserves		10,668,395
TOTAL EXPENDITURES	\$1,599,520	\$12,653,306
<i>Estimated Ending Fund Balance, June 30</i>	12,613,306	0
TOTAL BUDGET REQUIREMENTS	\$14,212,826	\$12,653,306

OTHER GOVERNMENTAL FUNDS

SANTA ROSA JUNIOR COLLEGE

<p>INTEREST AND REDEMPTION FUND 2014/15 BUDGET</p>

The establishment of this fund was a result of the Bond Resolution adopted by the Board of Trustees April 26, 1972 to accommodate the repayment of principal and interest on the outstanding Revenue Bond Series A and B which were used to finance the remodel/construction of the Doyle Student Center, Kent Hall, and the Bookstore. The outstanding revenue bonds were paid in 2012; this fund is now being used for the revenue bonds associated with the Race Building.

	2013/14	2014/15
	ACTUAL	BUDGET
<i>Beginning Fund Balance, July 1</i>	\$2,022,782	\$1,816,361
Revenue		
Federal Revenue		
State Revenue		
Local Revenue		
Interest	11,019	10,000
Total Revenue	\$11,019	\$10,000
Transfer from General Fund		
TOTAL BUDGET RESOURCES	\$2,033,801	\$1,826,361
Expenditures		
Services		1,500
Principal	135,000	140,000
Interest	82,440	76,082
Total Expenditures	\$217,440	\$217,582
<i>Estimated Ending Fund Balance, June 30</i>	1,816,361	1,608,779
TOTAL BUDGET REQUIREMENTS	\$2,033,801	\$1,826,361

SANTA ROSA JUNIOR COLLEGE

CHILD DEVELOPMENT FUND 2014/15 BUDGET
--

The Child Development Fund is designated to account for child development services as authorized under Education Code Section 8200. General purpose monies of the District may be used to support Child Development services by transfer from the General Fund.

	2013/14	2014/15
	ACTUAL	BUDGET
<i>Beginning Fund Balance, July 1</i>	\$0	\$0
Revenue		
Federal Revenue		
Food Program	49,127	52,000
State Revenue		
Department of Education	457,345	443,468
Local Revenue		
Interest	340	
Parent Fees	105,540	38,500
Total Revenue	\$612,352	\$533,968
Transfer from General Fund	561,493	641,404
Transfer from Associated Students	4,000	4,000
TOTAL BUDGET RESOURCES	\$1,177,845	\$1,179,372
Expenditures		
Academic Salaries	53,558	67,816
Classified Salaries	746,401	777,261
Employee Benefits	309,961	279,363
Supplies	47,326	48,487
Services	2,799	6,445
Capital Outlay	17,800	0
Contingencies		
Total Expenditures	\$1,177,845	\$1,179,372
Transfers Out		
<i>Estimated Ending Fund Balance, June 30</i>	0	0
TOTAL BUDGET REQUIREMENTS	\$1,177,845	\$1,179,372

SANTA ROSA JUNIOR COLLEGE

<p>FARM OPERATIONS FUND 2014/15 BUDGET</p>

The California Community College's Budget and Accounting Manual authorizes the operations of a college farm as a special revenue fund to receive all monies from the sale of wine grapes, produce, livestock, and other farm operations and to pay costs incurred in the farm's operation and maintenance.

	2013/14	2014/15
	ACTUAL	BUDGET
<i>Beginning Fund Balance, July 1</i>	\$439,256	\$567,720
Revenue		
Federal Revenue		
State Revenue		
Local Revenue		
Farm Sales	956,069	975,198
Rental	550	500
Interest	1,966	3,000
Other	550	5,000
Total Revenue	\$959,135	\$983,698
Transfer from General Fund	275,000	275,000
TOTAL BUDGET RESOURCES	\$1,673,391	\$1,826,418
Expenditures		
Academic Salaries	11,612	12,000
Classified Salaries	254,861	383,329
Employee Benefits	122,457	146,344
Supplies	119,548	114,884
Services	519,874	540,741
Capital Outlay	77,319	114,400
Contingencies		
Total Expenditures	\$1,105,671	\$1,311,698
Transfers Out		
<i>Estimated Ending Fund Balance, June 30</i>	567,720	514,720
TOTAL BUDGET REQUIREMENTS	\$1,673,391	\$1,826,418

SANTA ROSA JUNIOR COLLEGE

<p>AUXILIARY ENTERPRISE FUND 2014/15 BUDGET</p>

This fund was established under the bond covenant from the 1972 Bond Series to account for the income from the auxiliary enterprises of the District, including the Dorm, Bookstore, and Food Services. With the repayment of the bonds in 2012, this fund accounts for bookstore contributions to the District and commission income from food services.

	2013/14	2014/15
	ACTUAL	BUDGET
<i>Beginning Fund Balance, July 1</i>	\$1,115,561	\$1,018,545
Revenue		
Federal Revenue		
State Revenue		
Local Revenue		
Food Service	89,614	101,000
Interest	5,740	6,000
Other Local	884	
Total Revenue	\$96,238	\$107,000
Transfer from Vending Fund		6,761
Transfer from Bookstore	300,000	300,000
TOTAL BUDGET RESOURCES	\$1,511,799	\$1,432,306
Expenditures		
Academic Salaries		
Classified Salaries		
Employee Benefits		
Supplies	5,390	10,500
Services	208,466	271,000
Capital Outlay	279,398	311,761
Total Expenditures	\$493,254	\$593,261
Transfer to General Fund	0	357,000
<i>Estimated Ending Fund Balance, June 30</i>	1,018,545	482,045
TOTAL BUDGET REQUIREMENTS	\$1,511,799	\$1,432,306

SANTA ROSA JUNIOR COLLEGE

VENDING FUND 2014/15 BUDGET

This fund has been established to record the commission income from vending machines on campus and related expenses.

	2013/14	2014/15
	ACTUAL	BUDGET
<i>Beginning Fund Balance, July 1</i>	\$645,588	\$670,784
Revenue		
Federal Revenue		
State Revenue		
Local Revenue		
Interest	3,874	5,000
Commissions	37,196	40,000
Total Revenue	\$41,070	\$45,000
Transfers In		
TOTAL BUDGET RESOURCES	\$686,658	\$715,784
Expenditures		
Academic Salaries		
Classified Salaries		
Employee Benefits		
Supplies		
Services		
Capital Outlay		
Total Expenditures	\$0	\$0
Transfer to Associated Students and Foundation	12,000	12,000
Transfer to Auxiliary Enterprises Fund		6,761
Transfer to General Fund	3,874	5,000
<i>Estimated Ending Fund Balance, June 30</i>	670,784	692,023
TOTAL BUDGET REQUIREMENTS	\$686,658	\$709,023

SANTA ROSA JUNIOR COLLEGE

PARKING FUND 2014/15 BUDGET

The California Community College's Budget and Accounting Manual authorizes a district to establish a parking fund. Parking revenue is restricted to expenditures for specified purposes including purchase, construction, operation, and maintenance of parking facilities.

	2013/14	2014/15
	ACTUAL	BUDGET
<i>Beginning Fund Balance, July 1</i>	\$431,506	\$180,855
Revenue		
Federal Revenue		
State Revenue		
Local Revenue		
Interest	1,882	2,000
Parking Fees	1,781,919	1,911,000
Parking Fines	218,606	250,000
Other Local Revenue	47	
Total Revenue	\$2,002,454	\$2,163,000
Transfer from General Fund	500,000	250,000
TOTAL BUDGET RESOURCES	\$2,933,960	\$2,593,855
Expenditures		
Academic Salaries		
Classified Salaries	1,764,942	1,683,250
Employee Benefits	610,167	622,838
Supplies	17,305	34,835
Services	205,300	121,800
Capital Outlay	155,391	
Total Expenditures	\$2,753,105	\$2,462,723
Transfers Out		
<i>Estimated Ending Fund Balance, June 30</i>	180,855	131,132
TOTAL BUDGET REQUIREMENTS	\$2,933,960	\$2,593,855

SANTA ROSA JUNIOR COLLEGE

<p>REPAIR AND REPLACEMENT FUND 2014/15 BUDGET</p>
--

This fund is maintained according to the requirements set forth in the 1972 Series A and B Revenue Bonds, which were used to finance the remodel/construction of Doyle Student Center, Kent Hall, and the Bookstore. The outstanding revenue bonds were paid in 2012; this fund is now being phased out.

	2013/14	2014/15
	ACTUAL	BUDGET
<i>Beginning Fund Balance, July 1</i>	\$180,074	\$0
Revenue		
Federal Revenue		
State Revenue		
Local Revenue		
Interest	952	
Total Revenue	\$952	\$0
Transfers In		
TOTAL BUDGET RESOURCES	\$181,026	\$0
Expenditures		
Academic Salaries		
Classified Salaries		
Employee Benefits		
Supplies		
Services		
Capital Outlay		
Total Expenditures	\$0	\$0
Transfers Out	181,026	
<i>Estimated Ending Fund Balance, June 30</i>	0	0
TOTAL BUDGET REQUIREMENTS	\$181,026	\$0

PROPRIETARY FUNDS

SANTA ROSA JUNIOR COLLEGE

SELF-INSURANCE FUND 2014/15 BUDGET

The State Education Code Section 81602 permits a self-insurance fund to be established to account for revenue and expenditures of self-insurance programs. This fund is used for the dental insurance coverage of eligible employees as an employee benefit and a self-insurance retention for property and liability insurance.

	2013/14	2014/15
	ACTUAL	BUDGET
<i>Beginning Fund Balance, July 1</i>	\$652,590	\$584,285
Revenue		
Federal Revenue		
State Revenue		
Local Revenue		
Dental Premiums	1,556,562	1,550,000
Interest	5,027	5,000
Other Local Revenue		
Total Revenue	\$1,561,589	\$1,555,000
Transfer from General Fund	200,000	200,000
TOTAL BUDGET RESOURCES	\$2,414,179	\$2,339,285
Expenditures		
Academic Salaries		
Classified Salaries		
Employee Benefits		
Supplies	4,922	3,000
Services - Dental and Liability Claims & Administration	1,824,727	1,793,400
Capital Outlay	245	3,000
Total Expenditures	\$1,829,894	\$1,799,400
Transfers Out		
<i>Estimated Ending Fund Balance, June 30</i>	584,285	539,885
TOTAL BUDGET REQUIREMENTS	\$2,414,179	\$2,339,285

SANTA ROSA JUNIOR COLLEGE

RETIREE BENEFITS FUND 2014/15 BUDGET

The District's independent audit report for the fiscal year ended June 30, 1990 recommended the District establish a fund to cover the estimated liability for retiree health benefits. An annual calculation will be made to determine increases to this liability.

	2013/14 ACTUAL	2014/15 BUDGET
<i>Beginning Fund Balance, July 1</i>	\$2,411,516	\$3,219,960
Revenue		
Federal Revenue		
State Revenue		
Local Revenue		
Interest	14,628	20,000
Total Revenue	\$14,628	\$20,000
Transfers In	1,560,000	1,560,000
TOTAL BUDGET RESOURCES	\$3,986,144	\$4,799,960
Expenditures		
Academic Salaries		
Classified Salaries		
Employee Benefits	766,184	1,800,000
Supplies		
Services		
Capital Outlay		
Total Expenditures	\$766,184	\$1,800,000
Transfers Out		
<i>Estimated Ending Fund Balance, June 30</i>	3,219,960	2,999,960
TOTAL BUDGET REQUIREMENTS	\$3,986,144	\$4,799,960

SANTA ROSA JUNIOR COLLEGE

<p>BOOKSTORE 2014/15 BUDGET</p>
--

The California Community College's Budget and Accounting Manual authorizes the operations of a bookstore as an enterprise fund when the total costs (expenses and depreciation) are to be recovered primarily through income earned.

	2013/14	2014/15
	ACTUAL	BUDGET
<i>Beginning Fund Balance, July 1</i>	\$1,591,106	\$1,606,123
Revenue		
Federal Revenue		
State Revenue		
Local Revenue		
Sales	5,586,484	6,100,000
Other Revenue	65,813	75,000
Total Revenue	\$5,652,297	\$6,175,000
Transfers In		
TOTAL BUDGET RESOURCES	\$7,243,403	\$7,781,123
Expenditures		
Academic Salaries		
Classified Salaries	997,881	1,000,000
Employee Benefits	363,669	370,000
General and Administrative	201,692	250,000
Cost of Sales	3,774,038	4,200,000
Total Expenditures	\$5,337,280	\$5,820,000
Transfers Out	300,000	300,000
<i>Estimated Ending Fund Balance, June 30</i>	1,606,123	1,661,123
TOTAL BUDGET REQUIREMENTS	\$7,243,403	\$7,781,123

FIDUCIARY FUNDS

SANTA ROSA JUNIOR COLLEGE

<p>STUDENT REPRESENTATION FEE FUND 2014/15 BUDGET</p>
--

The Student Representation Fee Trust Fund was established in accordance with Education Code 76060.5 to account for the student representation fee assessment, to be used by students for legislative advocacy.

	2013/14	2014/15
	ACTUAL	BUDGET
<i>Beginning Fund Balance, July 1</i>	\$157,551	\$177,703
Revenue		
Federal Revenue		
State Revenue		
Local Revenue		
Interest	982	1,000
Student Representation Fees	46,516	40,000
Total Revenue	\$47,498	\$41,000
Transfers In		
TOTAL BUDGET RESOURCES	\$205,049	\$218,703
Expenditures		
Academic Salaries		
Classified Salaries		
Employee Benefits		
Supplies	9,045	20,420
Services	14,001	25,800
Capital Outlay	1,044	
Total Expenditures	\$24,090	\$46,220
Transfer to General Fund	3,256	3,080
<i>Estimated Ending Fund Balance, June 30</i>	177,703	169,403
TOTAL BUDGET REQUIREMENTS	\$205,049	\$218,703